



EVIDENCE-BASED OPIOID ABATEMENT TREATMENT SERVICES

A PRESENTATION FOR THE STATEWIDE COUNCIL ON OPIOID
ABATEMENT

JEFFERY CECE
OFFICE OF SUBSTANCE ABUSE AND MENTAL HEALTH
SEPTEMBER 27, 2023

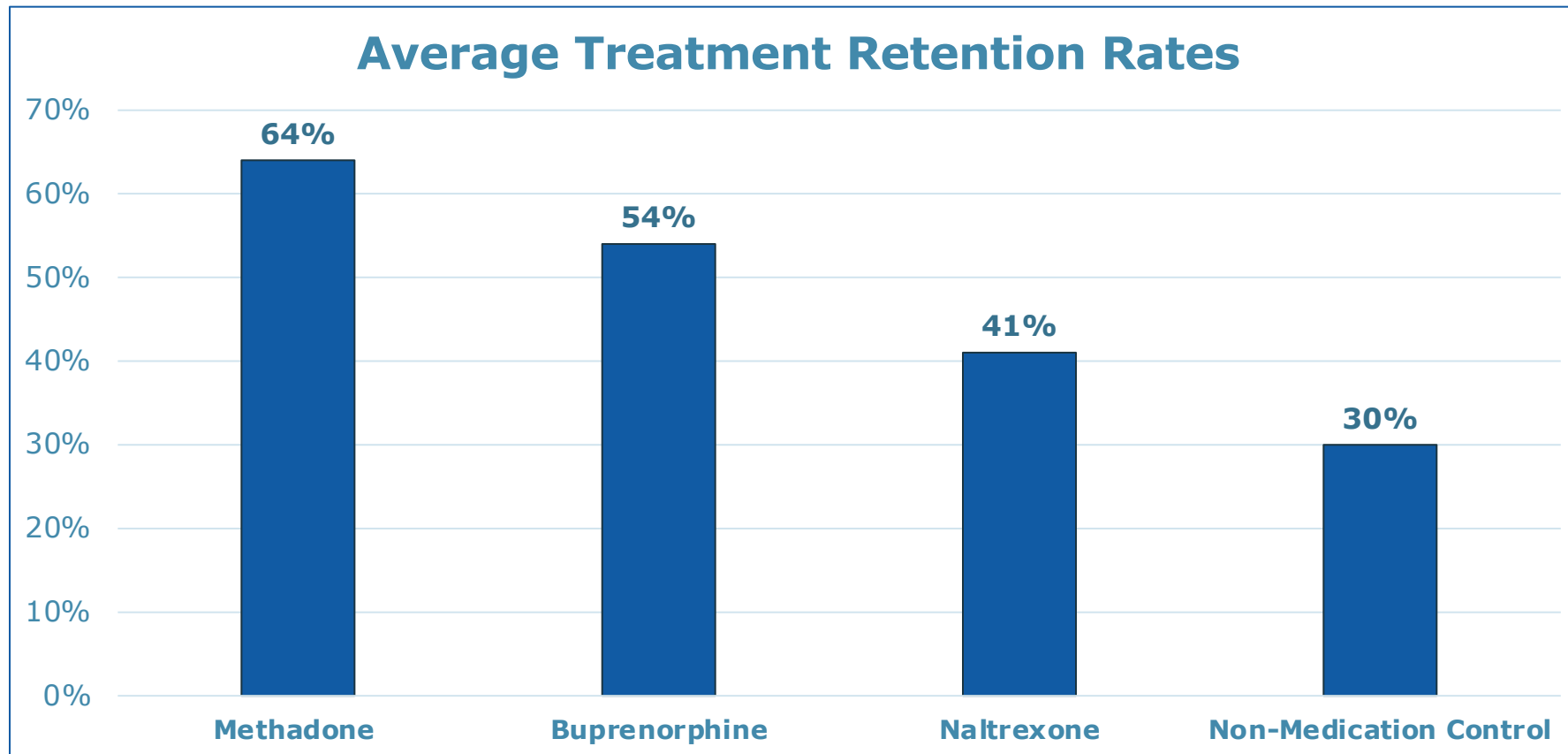
What the Opioid Settlement Agreement Says About Evidence-Based Practices (EBPs)

- It is the intent of the State to ensure that the funds are expended in compliance with evolving evidence-based best practices.
- Fidelity monitoring of EBPs is a requirement.
- Settlement funds are approved for evidence-based services that adhere to the American Society of Addiction Medicine (ASAM) continuum of care for opioid use disorder and any co-occurring substance use disorders or mental health conditions.
- ASAM guidelines rely on Randomized Controlled Trials as the standard for evidence, in addition to the collective judgment of experts.
 - The combination of medication with counseling is the recommended standard of care for opioid use disorder.
 - Methadone and buprenorphine effectively:
 - Restore balance to brain circuits impacted by addiction
 - Reduce cravings and withdrawal symptoms
 - Cut the risk of fatal overdose in half
 - Double the rate of retention in care
 - Enable patients to address psychosocial factors that contribute to this disease



A Network Meta-Analysis on Retention

- Retention in care is a common clinical process measure.
- A 2022 network meta-analysis examined 72 Randomized Controlled Trials of medications for opioid use disorders, comparing retention rates.



Opioid Treatment Strategies and Services

- Medication-Assisted Treatment using methadone, buprenorphine, or naltrexone.
- Case management and counseling services (Cognitive Behavioral Therapy, Contingency Management, Motivational Enhancement/Interviewing).
 - DCF served 26,133 individuals with opioid use disorders in FY 22-23.
- Peer Recovery Support Services:
 - The number of Certified Recovery Peer Specialists increased from 418 to 914 (from 2017 to 2023).
- Overdose Prevention through Naloxone Distribution:
 - DCF has distributed over 640,000 naloxone kits.
 - About 34,000 lives have been saved with a DCF naloxone kit.



Following the Evidence and Getting Results

According to the 2022 Interim Report (January through June) from Florida Medical Examiners, compared to the first six months of 2021:


- Total drug-related deaths decreased by 5%.
- Opioid-caused deaths decreased by 10%.
- Decedents identified with fentanyl present decreased by 8%.
 - Decedents identified with fentanyl analogs present increased by 35%.
- Deaths caused by fentanyl decreased by 9%.
 - Deaths caused by fentanyl analogs increased by 38%.



Resources:

- *National Practice Guideline for the Treatment of Opioid Use Disorder (2020)* from the American Society of Addiction Medicine:
 - https://downloads.asam.org/sitefinity-production-blobs/docs/default-source/guidelines/npg-jam-supplement.pdf?sfvrsn=a00a52c2_4
- *Medications for Opioid Use Disorder Save Lives (2019)* from the National Academies of Science, Engineering, and Medicine:
 - <https://nap.nationalacademies.org/catalog/25310/medications-for-opioid-use-disorder-save-lives>
- Systematic Reviews and Meta-Analyses from the Cochrane network:
 - www.Cochrane.org
- FLHealthCHARTS *Substance Use Dashboard* from the Department of Health:
 - <https://www.flhealthcharts.gov/ChartsDashboards/rdPage.aspx?rdReport=SubstanceUse.Overview>
- Drugs Identified in Deceased Persons by Florida Medical Examiners:
 - <https://www.fdle.state.fl.us/MEC/Publications-and-Forms>






Questions?





Opioid Settlements

Presentation to the Statewide Council on Opioid Abatement




John Guard
Chief Deputy Attorney General
Office of Attorney General

September 27, 2023


Where we are now?

- 8 Final Settlements (2 nationwide settlements, 6 Florida only settlements)
- 1 Bankruptcy plan effective (Mallinckrodt)
- 1 Bankruptcy confirmation order on appeal (Purdue)
- State and subdivisions will receive more than \$3.1B over the next 17 years. Monies will likely exceed \$3.2B with bankruptcy recoveries, but those recoveries depend on performance of the emerged entities.
- Monies are front loaded.
- State will also receive \$84M worth of Naloxone over the next 10 years.
- Two additional Defendants are bankrupt and we will not likely receive much of a recovery (Insys and Endo).




Settlements

Litigation	
Johnson & Johnson	\$ 299,628,185.54
Distributors (Cardinal Health, McKesson, AmerisourceBergen)	\$ 1,303,588,941.75
Allergan	\$ 122,000,000.00
Teva Pharmaceuticals	\$ 177,114,999.00
CVS	\$ 440,000,000.00
Walmart	\$ 177,937,062.10
Walgreens	\$ 620,000,000.00
Total (Litigation)	\$ 3,140,269,188.39



Settlement Structure

- In order to settle matters, we had to not only settle the State's claims but resolve all political subdivision claims.
- Because of this, the State negotiated an allocation agreement with Florida's counties and cities on how the settlement monies would be divided.
- The monies divided into three funds: State Fund; Regional Fund; and City/County Fund.
- With limited exception, all the funds can only be used to abate or remedy the opioid epidemic.




State Fund

- Initially 45% of the settlement funds increases over time to 55% of the funds in later time periods.
- Legislature appropriates.




State Fund Amount by Year (Projected)

<u>Settlement Year</u>	<u>State Fund Amount</u>	<u>Settlement Year</u>	<u>State Fund Amount</u>
<u>Year 1</u>	\$ 205,721,242.57	<u>Year 10</u>	\$ 82,787,043.84
<u>Year 2</u>	\$ 85,053,320.78	<u>Year 11</u>	\$ 75,585,671.77
<u>Year 3</u>	\$ 92,630,749.02	<u>Year 12</u>	\$ 69,849,308.18
<u>Year 4</u>	\$ 95,413,368.78	<u>Year 13</u>	\$ 77,361,438.32
<u>Year 5</u>	\$ 72,111,661.17	<u>Year 14</u>	\$ 77,451,438.32
<u>Year 6</u>	\$ 72,111,661.17	<u>Year 15</u>	\$ 77,451,438.32
<u>Year 7</u>	\$ 86,581,427.39	<u>Year 16</u>	\$ 72,190,773.22
<u>Year 8</u>	\$ 88,117,306.55	<u>Year 17</u>	\$ 72,190,773.22
<u>Year 9</u>	\$ 88,117,306.55	<u>Year 18</u>	\$ 32,368,888.89


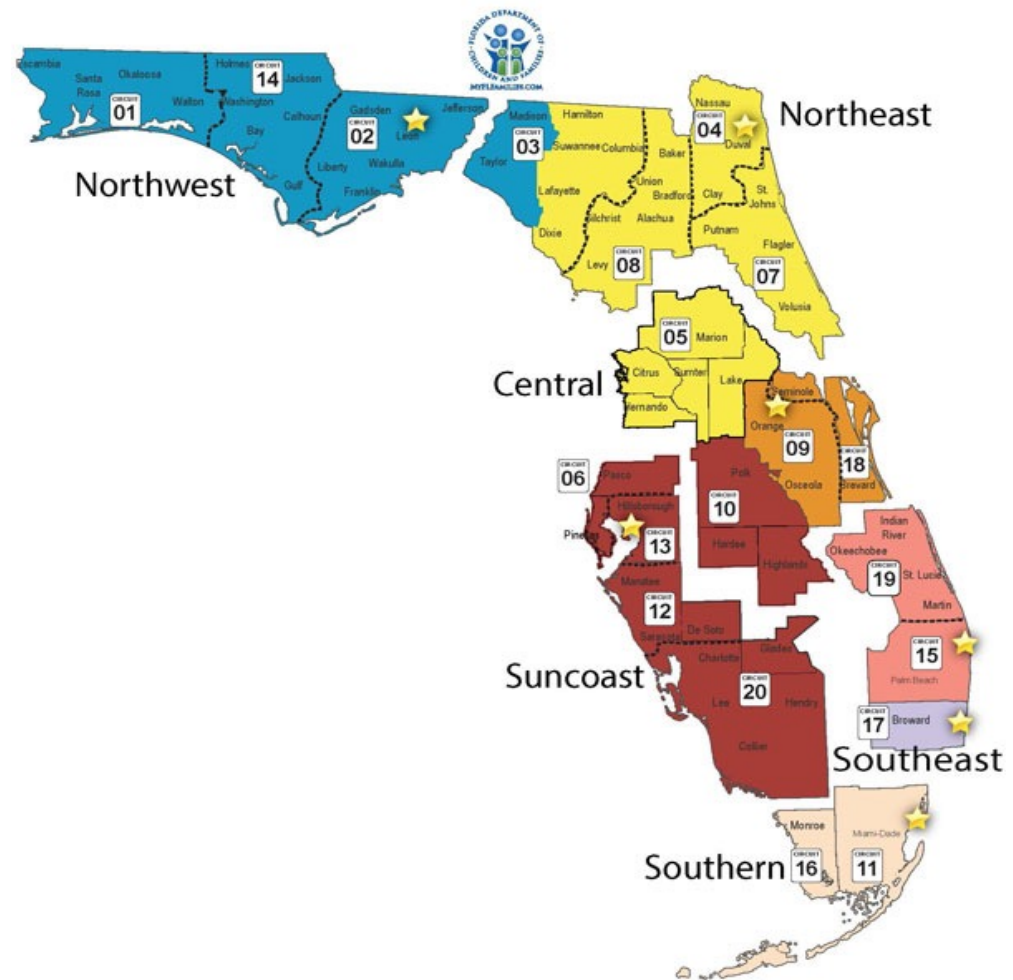


Regional/Abatement Fund

- Initially, 40% of settlement proceeds drops over time to 30% of proceeds.
- The money is handled in two different ways.
- Large counties, defined as counties with populations greater than 300,000 receive the money directly and are to spend it in their counties (applies currently to 15 counties). These are called qualified counties.
- With the smaller county shares, monies will be spent by legislature by region using DCF regions. These are called non-qualified counties.




DCF REGIONS




Regional Fund (Qualified Fund Payments) Total Projected

County	Regional % by County	Distributors Total	Janssen Total	Teva Total	Allergan Total	CVS Total	Walgreens Total	Walmart Total	Total Regional Fund
Brevard	3.87879918044396%	\$ 18,053,624.21	\$ 4,530,375.96	\$ 2,516,499.69	\$ 1,768,168.22	\$ 6,016,276.12	\$ 8,483,192.39	\$ 2,915,104.73	\$ 44,283,241.32
Broward	9.05796267257777%	\$ 42,159,711.46	\$ 10,579,556.82	\$ 5,876,653.87	\$ 4,129,113.42	\$ 14,049,503.97	\$ 19,810,368.23	\$ 6,807,495.98	\$ 103,412,403.76
Collier	1.55133337642709%	\$ 7,220,582.58	\$ 1,811,932.79	\$ 1,006,479.01	\$ 707,182.37	\$ 2,406,221.49	\$ 3,392,869.52	\$ 1,165,901.88	\$ 17,711,169.64
Duval	5.43497515693510%	\$ 25,296,746.37	\$ 6,347,964.83	\$ 3,526,120.49	\$ 2,477,558.11	\$ 8,430,008.80	\$ 11,886,653.00	\$ 4,084,646.06	\$ 62,049,697.67
Escambia	1.34163444924367%	\$ 6,244,552.26	\$ 1,567,007.77	\$ 870,429.87	\$ 611,590.16	\$ 2,080,964.47	\$ 2,934,243.98	\$ 1,008,303.02	\$ 15,317,091.53
Hillsborough	8.71098411365711%	\$ 40,544,721.81	\$ 10,174,291.37	\$ 5,651,540.02	\$ 3,970,941.67	\$ 13,511,317.09	\$ 19,051,502.99	\$ 6,546,724.85	\$ 99,451,039.80
Lake	1.13921122451870%	\$ 5,302,386.23	\$ 1,330,580.65	\$ 739,101.09	\$ 519,314.61	\$ 1,766,992.56	\$ 2,491,530.90	\$ 856,172.20	\$ 13,006,078.23
Lee	3.32537188335925%	\$ 15,477,732.04	\$ 3,883,981.65	\$ 2,157,445.36	\$ 1,515,885.88	\$ 5,157,873.48	\$ 7,272,810.00	\$ 2,499,177.41	\$ 37,964,905.83
Manatee	2.72132334623483%	\$ 12,666,226.52	\$ 3,178,462.53	\$ 1,765,548.83	\$ 1,240,527.61	\$ 4,220,953.93	\$ 5,951,715.58	\$ 2,045,205.79	\$ 31,068,640.80
Marion	1.70117616896044%	\$ 7,918,016.34	\$ 1,986,946.80	\$ 1,103,694.49	\$ 775,488.88	\$ 2,638,637.65	\$ 3,720,585.69	\$ 1,278,515.97	\$ 19,421,885.83
Miami-Dade	5.23211978417292%	\$ 24,352,568.94	\$ 6,111,032.97	\$ 3,394,511.34	\$ 2,385,085.57	\$ 8,115,366.59	\$ 11,442,994.78	\$ 3,932,190.46	\$ 59,733,750.64
Orange	4.67102821454589%	\$ 21,741,003.89	\$ 5,455,686.91	\$ 3,030,484.56	\$ 2,129,309.43	\$ 7,245,076.16	\$ 10,215,850.11	\$ 3,510,503.07	\$ 53,327,914.14
Osceola	1.07345209294015%	\$ 4,996,314.53	\$ 1,253,775.03	\$ 696,437.67	\$ 489,338.01	\$ 1,664,995.76	\$ 2,347,711.29	\$ 806,751.04	\$ 12,255,323.33
Palm Beach	8.60159437205259%	\$ 40,035,574.21	\$ 10,046,525.88	\$ 5,580,569.79	\$ 3,921,075.86	\$ 13,341,646.31	\$ 18,812,260.33	\$ 6,464,513.18	\$ 98,202,165.58
Pasco	4.69208726049375%	\$ 21,839,021.88	\$ 5,480,283.55	\$ 3,044,147.32	\$ 2,138,909.29	\$ 7,277,740.15	\$ 10,261,907.64	\$ 3,526,329.96	\$ 53,568,339.79
Pinellas	7.93488981677650%	\$ 36,932,440.24	\$ 9,267,825.53	\$ 5,148,023.09	\$ 3,617,155.56	\$ 12,307,543.10	\$ 17,354,133.02	\$ 5,963,452.54	\$ 90,590,573.09
Polk	2.15048302529773%	\$ 10,009,286.54	\$ 2,511,730.09	\$ 1,395,197.23	\$ 980,307.45	\$ 3,335,542.54	\$ 4,703,249.74	\$ 1,616,191.75	\$ 24,551,505.34
Seminole	2.14114826454432%	\$ 9,965,838.49	\$ 2,500,827.23	\$ 1,389,140.99	\$ 976,052.16	\$ 3,321,063.70	\$ 4,682,834.00	\$ 1,609,176.23	\$ 24,444,932.80
St. Lucie	1.50662784355224%	\$ 7,012,503.52	\$ 1,759,717.44	\$ 977,474.81	\$ 686,803.15	\$ 2,336,880.23	\$ 3,295,095.54	\$ 1,132,303.52	\$ 17,200,778.20
Volusia	3.13032967447995%	\$ 14,569,920.48	\$ 3,656,175.44	\$ 2,030,905.26	\$ 1,426,975.00	\$ 4,855,350.01	\$ 6,846,239.69	\$ 2,352,593.78	\$ 35,738,159.66
		\$ 372,338,772.54	\$ 93,434,681.26	\$ 51,900,404.78	\$ 36,466,782.40	\$ 124,079,954.11	\$ 174,957,748.41	\$ 60,121,253.44	\$ 913,299,596.96




Year 1 Non-qualified Settlement Amounts by SAMHSA Region

	Distributors	Janssen	Teva	Allergan	CVS	Walgreens	Walmart	Total
DCF Region less Qualified County								
Amounts located in Region	Year 1	Year 1	Year 1	Year 1	Year 1	Year 1	Year 1	Year 1
Northeast	\$ 2,202,477.29	\$ 1,482,947.35	\$ 931,737.63	\$ 214,877.66	\$ 396,311.92	\$ 558,941.64	\$ 4,612,229.50	\$ 10,399,522.99
Northwest	\$ 1,558,475.20	\$ 1,049,335.07	\$ 659,298.50	\$ 152,047.65	\$ 280,430.72	\$ 395,507.68	\$ 3,263,618.34	\$ 7,358,713.18
Suncoast	\$ 1,378,521.34	\$ 928,170.55	\$ 583,170.69	\$ 134,491.03	\$ 248,049.98	\$ 349,839.24	\$ 2,886,775.17	\$ 6,509,017.99
Central	\$ 1,159,354.56	\$ 780,603.63	\$ 490,454.21	\$ 113,108.72	\$ 208,613.29	\$ 294,219.40	\$ 2,427,815.86	\$ 5,474,169.67
Southeast	\$ 709,181.22	\$ 477,497.96	\$ 300,012.55	\$ 69,189.00	\$ 127,609.48	\$ 179,975.03	\$ 1,485,103.41	\$ 3,348,568.63
Southern	\$ 170,969.60	\$ 115,115.33	\$ 72,327.10	\$ 16,680.10	\$ 30,764.13	\$ 43,388.43	\$ 358,029.12	\$ 807,273.81
Grand Total	\$ 7,178,979.21	\$ 4,833,669.90	\$ 3,037,000.68	\$ 700,394.15	\$ 1,291,779.52	\$ 1,821,871.42	\$ 15,033,571.40	\$ 33,897,266.28




Non-qualified Settlements amounts by Settlement Year (not regionalized)

<u>Settlement Year</u>	<u>Nonqualified amount</u>	<u>Settlement Year</u>	<u>Nonqualified amount</u>
<u>Year 1</u>	\$ 33,897,266.28	<u>Year 10</u>	\$11,036,185.89
<u>Year 2</u>	\$ 16,220,943.86	<u>Year 11</u>	\$10,066,501.50
<u>Year 3</u>	\$ 17,568,275.81	<u>Year 12</u>	\$9,316,189.60
<u>Year 4</u>	\$ 18,061,271.46	<u>Year 13</u>	\$9,821,154.51
<u>Year 5</u>	\$ 13,919,805.42	<u>Year 14</u>	\$9,821,154.51
<u>Year 6</u>	\$ 12,808,738.23	<u>Year 15</u>	\$9,821,154.51
<u>Year 7</u>	\$ 12,107,899.02	<u>Year 16</u>	\$7,867,993.91
<u>Year 8</u>	\$ 12,322,959.39	<u>Year 17</u>	\$7,867,993.91
<u>Year 9</u>	\$ 12,322,959.39	<u>Year 18</u>	\$3,525,944.64



City/County Fund

- 15% of the Settlement Proceeds (less fees to their counsel) goes to cities and counties directly.
- Cities and Counties will determine how monies spent.



Permissible Uses

- The states, counties, and cities developed a thirteen-page list of programs that are illustrative of the types of programs that can be funded with settlement funds.
- Includes most prevention, treatment, recovery, and interdiction efforts that relate to opioids, substance abuse, and poly-drug use.
- Can cover mental health treatment.
- Some examples that likely are within the types of programs that can be funded:
 - Drug treatment (including while in jail, pretrial release, after overdose)
 - Drug treatment programs that provide treatment or help with transition from jail or pretrial release drug treatment post-release.
 - Anti-drug coalitions or efforts aimed at preventing youth or others from using opioids or other drugs.
 - Training for law enforcement on appropriate precautions when responding, treating, or dealing with overdoses or fentanyl.
 - Drug and other specialty courts.
 - Drug disposal (both education about drug disposal and actual physical disposal of drugs).

